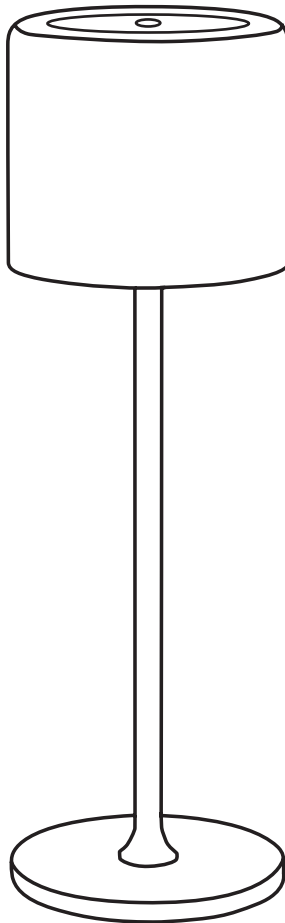


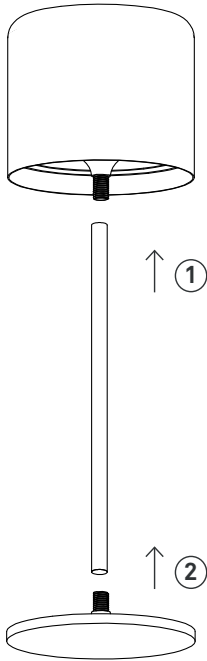


Instructions

Filo

Rechargeable Table lamp





Step 1

Screw the lampshade on top of the base

Step 2

Screw the plate to the bottom of the base

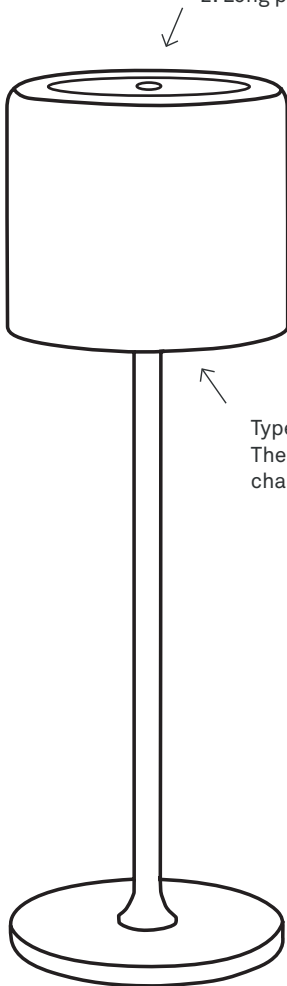
Cleaning instructions

Wipe the surface with a soft, damp sponge or cloth and wipe immediately with a dry cloth. We do not recommend cleaning agents as they can cause staining.

Instructions

USB Type-C cable included
Charger not included

1. Short press to turn on and off
2. Long press for the dimmer function



Type-c 5Vdc Min. 1A
The indicator light shows red when
charging, and green when fully charged



If you have any questions or comments, please reach out to us by e-mail:
info@markslojd.com

